



COURSE CATALOG

Saturday, September 30 through Tuesday, October 3
Registration will open on July 11

Half session, Saturday and Sunday \$140.00

Full session, Saturday through Tuesday \$235.00

The Camp Oldfjell fee covers classes and meals. Material fees are paid directly to the instructors. Lodging fees are separate.

Meals are included in the registration fee. Meal service starts with dinner on Friday and concludes with breakfast on Wednesday.



Camp Oldfjell is held at:
250 Canyon Mine Rd.
Alta, CA 95701

Check in for Camp Oldfjell starts on Friday evening at 4 PM, or you can check in during breakfast.

Soft drinks will be served to those under the age of 21.

To see the events held at Camp Norge and the accommodations offered, click [HERE](#).

To register for classes click

here

Norwegian Cooking

Cultural Skill Unit #1 [UNIT PDF](#)

Instructor: Kris Andre Stocker

Schedule: Sat & Sun 3:30-5:15 @ Social Hall

Materials Fee: \$10

Class Size: Maximum 10

Overview: Students will be inspired to learn and prepare a variety of Norwegian dishes, with an emphasis on traditional and new Desserter (desserts) og Foretter (and appetizers). They will be encouraged to share what they have learned with their fellow lodge members and work on the Norwegian Cooking Unit 1 Cultural Skills. All the ingredients and cooking utensils will be provided. Don't forget your apron; the class is 100% hands on in nature.



Rosemaling Level 1

Cultural Skill Unit #4 [UNIT PDF](#)

Instructor: Karen Daastol Nichols & Lynn Skrukrud

Schedule: Sat & Sun 8:30-10:15 @ Heritage Hall East

Materials Fee: \$15

Class Size: Maximum 15

Overview: This class is designed to learn basic techniques and create a beginner project to earn a Level 1 Cultural Skills Pin in Rosemaling through Sons of Norway. The class will complete a Hallingdal ornament project on a wooden disk to take home. This class is open to all skill levels. No prior rosemaling or painting experience needed.



Knitting

Cultural Skill Unit #6 [UNIT PDF](#)

Instructor: Bruce Fihe


Schedule: Sat to Tue 10:30-12:15 @ Heritage Hall West

Material Requirements:: Supply your own circular needle (US #6, 32 inches or longer) and yarn (wool or acrylic, not cotton, DK or Sports Weight; 100 yards is enough for the class. Bring 400 yards if you want enough to complete the after-class project to earn your pin).

Class Size: Maximum 10

Overview: The class will cover the basics of Norwegian Knitting, like casting on, knit, purl, increase, and decrease. This class will teach you the basic skills of knitting needed to earn a Cultural Skills Level 1 pin. You will need to complete one more simple project after the class to earn your pin.

If you are already familiar with the basics of knitting and would like to learn the skills needed for a Level 2 pin, knitting with more than one color on a circular needle or how to make a steek, we can work on that too.



Hardanger Embroidery - Introduction

Cultural Skill Unit #8: [UNIT PDF](#)

(Further work required to obtain a pin for level 1.)

Instructor: Nancy Madson

Schedule: Sat & Sun 1:30-3:30 @ Heritage Hall E

Materials Fee: \$5

Class size: Maximum 8

Resources: [YouTube Playlist](#)

Overview: This class is designed as an introduction to Hardanger embroidery. The small project utilizes four stitches and cutting and pulling threads. The 20 thread count fabric is little easier on the eyes than the traditional 22 count Hardanger fabric. No prior knowledge of Hardanger embroidery is required, although any prior stitchery experience is helpful. Additional classes and/or work at home are required for mastery of the six stitches and cutting and pulling threads on three projects that are required to earn Level 1 in the Hardanger Cultural Skills Unit. All tools and materials will be provided, except items needed to augment your eyesight, i.e., reading glasses, if used. This class is about 5% lecture and 95% hands-on work.

Full!



Tea Towel Embroidery

Instructor: Jodi Nelson

Schedule: Sat to Tue 8:30-10:15 @ Heritage Hall West

Materials Fee: \$5 per project

Class Size: Maximum 8

Overview: Participants will be using a simple embroidery stitch to create a tea towel with a Norwegian folk inspired design. No experience with embroidery necessary, and welcome for beginners. All supplies will be provided, including a tea towel. Fee is based on a single project (one kit) but participants can purchase additional kits if desired.

Full!

ACTIVITY

Viking Astronomy, Navigation, & Stargazing

Leader: Laurie Mittelstadt

Schedule: Sun 8:45 @ Meadow

Overview: Enjoy the dark night sky from the Meadow. We will point out the autumn constellations and the motions of the moon and planets. See the Milky Way and shooting stars! Learn how the Vikings were able to sail across the open sea using celestial navigation and other methods, and explore what they thought of their place in the universe.





Norwegian Klostersøm

Instructor: Jodi Nelson

Schedule: Sat to Tue 3:30-5:15 @ Heritage Hall East

Materials Fee: \$10

Class size: Maximum 8

Overview: During this class, we will explore the various patterns and techniques envisioned while creating a distinct Norwegian style of embroidery. This Norwegian folk craft uses traditionally inspired patterns to create a wall hanging you will be proud of. Unlike some other needlecrafts, our project will use a beginner friendly Klostersøm or Gobelin stitch in a way that is simple and shows almost immediate results. I will provide all the materials used including yarn, a large-eyed needle, and easy to count embroidery canvas. There will also be several patterns to choose from.

Full!

A Nordic Viking "Skald" (Oral History Storyteller)

Instructor: Craig Dill

Schedule: Sat to Tue 10:30-12:15 @ Main House

Presentations: Mon & Tue 5:30-6:00 @ Heritage Hall

Materials Fee: TBD - You'll receive a handout of a condensed version of the Prose Eddas.

Class size: Maximum 8

Overview

- A) An introduction to the presumed historical life of an ancient Nordic Skald, their responsibilities within their communities to orally learn, retain, and share these historical and sometimes mythical stories to future generations as their role in pre-Christian Nordic society and their possible impact on our culture.
- B) A brief history of the transcribing of the Eddas and Sagas to a written form with an introduction to our many ancient Eddas and Sagas. Focus will be on the Prose Eddas.
- C) Discussions as to how to present stories to an audience in captivating ways.
- D) There will be an expectation for members of this class to create a short story, in their own words, from the handouts of the Prose Eddas and present to the general Camp Oldfjell attendees in the evening. This story form, from within the Eddas, is training to learn a new skill, and hopefully participants can bring storytelling to their local lodges.
- E) Discussions of the importance of having a Lodge Skald to orally pass down the more recent history of the lodge and past members.

2 more spaces



Camp Oldfjell is held at Sons of Norway District Six's Recreation Center, Camp Norge. This 50 acre pine-studded facility is home to District Six events, our Youth Summer Language and Heritage Camps, and private events such as the Rosemaling seminars held twice annually. Open to Sons of Norway members year round - bring your family to Camp Norge for an unforgettable experience. Great for family reunions and weddings. Click [HERE](#) to find out more. We're located right off I80 in Alta, CA, just one hour from both Sacramento and Lake Tahoe.



Norwegian Folk Dancing Level 1

Cultural Skill Unit #13 [UNIT PDF](#)

Instructor: Jana Peterson

Schedule: Sat to Tue 7-8:30 PM

@ Heritage Hall

Class size: Open to all

Overview: Norwegian dances can be divided into four types: song dances (sangdanser), figure dances (turdanser), old time couple dances (gammeldanser) and village dances (bygdedanser). For the Cultural Skills units, we will focus on the first three types of dances. For each level of the Cultural Skills unit, you will learn and perform three dances—one song dance,

NEW DANCES!

one figure dance and one couple dance. The dances become more difficult as you advance. Level 1 is meant to be an introduction to Norwegian folk dance. To help you get started, you will find instructions for the suggested dances. There is a corresponding YouTube video on the Sons of Norway HQ channel for each dance. You will also find a list of resources for books and music. Additionally, more resources are listed online in a special section of Folk Dancing Resources in the "Members Login" section of Part 1: Per Sjuspring, Per Spelmann, Rugen, Couple Dances: Familievals, Klappdans. Level 2: Gammel Reinlander.

Resources: [YouTube Playlist](#)

Bling and String (Viking Wire Knitting and Lucet)

Instructors: Lynn Skrukud and Bruce


Schedule: Sat to Tue 1:30-3:15

@ Heritage Hall West

Materials Fee: \$25

Class Size: Maximum 10

Overview: This is a two for one class. While there are no Cultural Skills pin for Viking Wire Knitting or Lucet, these two crafts are similar to other textile arts in the Cultural Skills program. You will make bling or string adornments to go with your Viking or other costume.



ACTIVITY



Campfire & S'mores In the Meadow

Leader: Judy Purrington

Schedule: Sat 8:45

@ Meadow

Overview: Join us for S'mores and traditional Campfire activities.

Revised: 8/5/23 Page 5



Viking Apron Dress

Instructor: Kathryn Whitesel

Schedule: Sat to Tue 8:30-10:15

@ Social Hall

Lab: Mon & Tue 1:30-3:15 @ Social Hall

Materials Fee: \$50

Class size: Maximum: 6, 8 if requested

Requirements: Bring your own sewing machine.

Recommended preparation: Early Sweden's website hosts online classes on various viking era topics. The Online Class for Apron Dress and Under

Dress/Tunic Construction can be viewed by clicking [HERE](#). This is the main pattern and construction source we will be using. The patterns are available on the website, and can be obtained by students as PDF's for measurements before class. Bring your own sewing machine.

Overview: This is an opportunity to make your own Viking Apron Dress, as worn by Viking women in the 9th & 10th centuries. Worn over an underdress, it is often made of linen. In this class, you will create your custom dress using measurements and traditional skills. You'll choose your fabric color in advance for the instructor to purchase and prepare. The \$50 will also include a large spool of matching thread.

You'll be able to complete your dress in the class, while picking up some history and learning about what is worn with this dress. You may even get a head start on an under-dress to wear with your new Viking Apron Dress! Instructor will have additional material and thread sets available for purchase for this purpose, outside the class.

Students are welcome to contact me at saxonytarn@aol.com for any questions they may have prior to class. Please mention Camp Oldfjell in the subject line.

Decorative Option:

A 1' wide woven trim, suitable for all color choices will be available for purchase from the instructor. Trim is pre-washed.



Indicate your color choice at registration.

Earth Brown, Burgundy, Woad Blue or Mustard Yellow.

Actual fabric color may vary.



COVID protocols. We are following CDC guidelines for COVID protocols. CDC guidelines are subject to change. If you are feeling ill or have a fever, please stay home. If you test positive for COVID during Camp Oldfjell, you will be asked to leave or mask and quarantine until you test negative.

Viking Pocket Purse

Instructor: Judy Immel

Schedule: Sat to Tue 10:30-12:15 @ Social Hall

Materials Fee: \$7

Class Size: Maximum 10

Overview: Enhance your Viking Apron Dress with a "Lomme," pocket purse.

Viking women had to carry the keys to the house and other household items. Clothing, at that time, did not have pockets. Some women hung their keys from a cord attached to their belts. However, it's much easier to have a vessel in which to carry one's belongings.

There are a few styles to choose from, and I will be teaching two different styles: a simple rectangular shape with a flap closure and a round drawstring style.

I will have kits for both styles. The fabrics will be faux leather in butter yellow and navy blue – and linen in a variety of colors. I will have available braid trims, beads, and embroidery threads for you to use as embellishment.

The kits will include a pattern, fabric, matching thread, and closures.

You will need to bring sewing needles, pins, scissors, and a ruler.

You can use a sewing machine if you bring one to camp with you, or you can make this entirely by hand.



ACTIVITY



Wine and Painting

Leader: Jana Peterson

Schedule: Sat & Mon 3:30-5:15 @ Heritage Hall West

Materials Fee: \$40 per person includes supplies, drinks and snacks.

Class size: Open to all

Overview: Pop on over, bring a bottle of wine, and we'll put a brush in one of your hands, and a glass of wine in the other (just to get your creative juices flowing a bit more easily). Participants will learn how to make their own "Fram" masterpiece. You can paint it with or without the Viking Ship! All materials are included in registration--including wine and light snacks. You will go

home an awakened artist--with a painting to show for it! Great gift, too!

Instructor Bio: Arizona-based artist, Jana Peterson, creates striking images ranging from earthy abstractions, realism, and portraiture, to futuristic galactic visions. Coming from a family of artists and teachers, she obtained a M.A. in Art Education and has been teaching and painting for over 30 years. Peterson is coming to celebrate her works on display, and to have a little fun.

Chip Carving Level 1 & 2

Cultural Skill Unit #12 [UNIT PDF](#)

Instructor: Ron Dill

Schedule: Sat to Tue 10:30-12:15 @ Heritage Hall

Lab: 3:30-5:15 @ Heritage Hall Deck

Materials Fee: \$15

Class size: 8-10 Students

Resources: [YouTube Playlist](#)

Overview: Chip carving is a kind of decorative woodcarving in which knives are used to remove small chips of wood from a flat surface. Designs are incised into a flat or curved surface to enhance the beauty of an object. Geometric shapes are most typical in designs, but chip carving techniques may be used for free form carving and shapes derived from nature.

Beginning students learn two positions for holding knives. They are designated as Position 1 and Position 2. Others have students use only Position 1 in the beginning. There are advantages to each approach. Try both to see which is most comfortable. The most basic shape in chip carving is a triangle. Many varied designs are simply different arrangements of three-cornered chips. One skilled chip carver says that a beginner should carve 250 triangles to begin learning the craft. This will help develop "muscle memory."

Examples of chip carving designs are found in many cultures, from Europe to the South Pacific Islands. It is one of the oldest forms of woodcarving, going back many centuries.

We'll also work on level 2 requirements and, if time permits, students will also complete the work required to receive a pin for level 2.

Full!



Chip Carving Level one:

Introduction to chip carving (Carving Triangles, Straight Lines and Two-sided Chips) using a practice board.



Chip Carving Level two:
Carving Rosettes and Free-Form Shapes.



PRO TIP: go on to the Sons of Norway's website to visit the Cultural Skills Program page by clicking [HERE](#). You'll find downloadable pdfs providing the framework for learning about traditional and contemporary Norwegian cultural skills, including rosemailing, folk dancing, cooking, and literature. In these pdf files, you'll find lists of resources and YouTube video links. In the Folk Dancing pdf, you'll find a

glossary, a guide to dance steps, and picture diagrams of handholds and dancing positions. The Chip Carving pdf displays Historic Samples of Chip Carving from the Vesterheim Norwegian-American museum. The Cultural Skills Unit pdfs provide a wealth of information; check it out before you come to Camp Oldfjell.

ACTIVITIES



Hike: Donner Pass Summit Tunnels

Leader: Jason Morken

Schedule: Mon 10:30-3:15 @ Heritage Hall East

Overview: We'll prepare our lunches and carpool to the tunnels. Actual time walking/hiking will be a little more than an hour; and the pace will be leisurely. We recommend you wear sturdy shoes for this hike & bring your jacket, flashlight, & water bottle.



Axe Throwing

Leader: Jason Morken

Schedule: Tue 3:30-5:15 @ Heritage Hall Deck

Overview: Learn the Viking Art of throwing an axe!

ACTIVITY



Koselig Timer Norwegian

Leader:

Karen Nichols

Schedule: Sat, Sun & Mon 5:30 PM @ Heritage Hall East

Overview: This Cozy Hour Mixer will celebrate the day's end and begin the night's activities. Relax, mingle to the music, greet friends and share stories from the day's adventures. This is a "no host time" - donations accepted!

ACTIVITY

Woven Hearts

Instructor:

Deborah Schaffer

Schedule: Sat 1:30-3:15

@ Main House

& Sun 5:30 to 6:00

@ Heritage Hall West

Materials Fee: TBD

Overview: The paper heart basket is a traditional Scandinavian paper craft, normally used for hanging treats on the Christmas tree -- but the baskets are also perfect for Valentine's day!



Registration is open from the 11th of July to the 11th of September. Classes fill up quickly, click [HERE](#) to register.



Needle Felting

Instructor: Deborah Schaffer

Schedule: Sat to Tue 3:30-5:15 @ Main House

Materials Fee: TBD, everything you need to complete your project

Class size: Maximum 10

Overview: Needle felting is a creative craft that involves sculpting shapes and figures using wool and special felting needles. It's a simple yet easy way to do soft sculpture, designing as you go. Needle felt a gnome, an animal, or whatever your heart desires, miniature in size.

Check-in instructions: Check in at the Heritage Hall on Friday night from 4 PM through the dinner hour. For the remainder of Camp, you can check in at the Heritage Hall during the breakfast hour.

If your travel plans put your arrival outside check in hours, or you have last minute travel challenges, please notify Jan Stiggins with your anticipated arrival time by sending an email to oldfjell@sofn6.org or send a text/call Jan at: (650) 483-5381.

PRO TIP When the Sons of Norway Cultural Skills Unit numbers are referenced, you can earn a pin in recognition of your accomplishments. Each unit consists of 3 levels. If you complete 100% of your unit turn your application in to your instructor at Camp Oldfjell. If you don't finish all the requirements of a unit, complete the unit on your own and turn in your application to your Lodge's Cultural Director. Sign on to your Sons of Norway account, then click [HERE](#) for complete program details.



The course catalog is compiled in advance. Changes in classes, instructors or fees may occur. To obtain up-to-date information, click [HERE](#).





PRO TIP: Bring your camera or use your smartphone to take pictures as you work on projects. This is especially good for Cooking, Chip Carving, Rosemaling, Hardanger, and Dancing. These classes cover all or part of what is required to earn a Sons of Norway Cultural Skills Pin. Submissions for pins usually include photos taken during the making of your project. Share your pictures with your friends and family and show off your new skills!

Movie Night

Schedule: Mon 8:45 @ Heritage Hall

Overview: We'll vote on a Film on Sunday. Our choices are:



I Remember Mama (134 minutes)

Norwegian immigrant Marta Hanson keeps a firm but loving hand on her household of four children, a devoted husband and a highly-educated lodger who reads Charles Dickens to the family every evening. Through financial crises, illnesses and the small triumphs of everyday life, Marta maintains her optimism and sense of humor, traits she passes on to her aspiring-author daughter, Katrin. [TRAILER](#)

Kitchen Stories (95 min - in Norwegian with English Subtitles)

In the 1950s, a team of Swedish researchers plans to revolutionize the home kitchen. After observing the modern housewife, they set their sights on typical bachelors. Scientist Folke is sent to a rural Norwegian town, where he tracks the kitchen behavior of odd single man Isak. Folke is under strict orders to avoid personal interactions with his subject at all costs, but despite warnings from his superiors, he strikes up a strange camaraderie with Isak.

[TRAILER](#)

Norwegian Ninja (80 minutes - in Norwegian with English subtitles)

A Norwegian diplomat leads a double life as the leader of a ninja force tasked with defending the country during the Cold War. [TRAILER](#)

The Vikings (116 minutes)

When the Vikings kidnap a princess Morgana, her beauty inflames the desires of two men, Prince Einar and his unknowing half-brother, the bastard offspring of Einar's father and an English queen. This Forces a bloody duel that decides their fate—and the future of the English throne. [TRAILER](#)

The Viking Battalion (120 minutes)

Hidden in the crevasses of World War II history is the story of the 99th Infantry Battalion. A small unit that rarely gets any attention, it is part of a fascinating story. Alongside battalions of Austrian, Greek, Filipino and Japanese Americans, the Army decided to create an all Norwegian American battalion, originally trained at Camp Hale, Colorado, along with the 10th Mountain Division, with the original mission of liberating Norway. Their exploits during training brought them enough notoriety that members of the 99th were recruited to start the First Special Service Force and a branch of the OSS. Read about the Viking Battalion by clicking [HERE](#) to visit their website.

All at Sea (89 minutes)

Norwegian-British black comedy-drama film about an old rogue sailor who breaks all the rules to fulfil an old friend's dying wish to be buried at sea. [TRAILER](#)

Important notes:

- Participation at Camp Oldfjell is first come first served. Attendees must be at least 18 years old.
- Only soft drinks are served to those under 21.
- To register for classes click [HERE](#).
- Registration will be open from July 11 to September 11.
- Meals are included in the registration fee. Meal service starts with dinner on Friday and concludes with breakfast on Wednesday.
- Class material fees will be paid directly to the instructor/leader.
- We are following CDC guidelines for COVID protocols. CDC guidelines are subject to change. If you are feeling ill or have a fever, please stay home. If you test positive for COVID during Camp Oldfjell, you will be asked to leave or mask and quarantine until you test negative.
- Lodging preferences will be included on the registration form. Check out the accommodations available at Camp Norge on page 14. You must bring your own bedding, pillows, towels, etc. Room rates are calculated per person. RV and tent sites are calculated by site.
- Some of the links included in the catalog require you to log in to access Member Resources. If you've never used this service, click [HERE](#) for a step-by-step guide.
- The course catalog is compiled in advance, changes in classes, instructors or fees may occur. For up-to-date information please visit the Camp Oldfjell page by clicking [HERE](#).

To register for classes click [here](#)

Housing details: Camp Norge offers several choices for housing. We have RV sites, tent camping, and we have beds to rent in a variety of locations and configurations. For Camp Oldfjell, we are asking our attendees to share a room with one or more other attendees. The registration form will allow you to choose a roommate. If you have physical limitations, please let us know when registering. See page 14 for specific room/dorm or cabin choice.



Daily pricing: Beds will be rented for \$25/day. RV sites are \$30/day, and tent sites are \$20/day. Camp Norge does not provide linens and towels, so you will need to bring your own. Don't forget your flashlight!



CAMP OLDFJELL



September 30 to October 3, 2023

Day	Location	7:00 to 7:45	8:30 to 10:15	10:30 to 12:15	12:30	1:30 to 3:15	3:30 to 5:15	5:30 to 6:00	6:00	7:00 to 8:30	8:45 start
Saturday	Heritage Hall East	Coffee Breakfast	Rosemaling Level 1		Lunch	Hardanger Embroidery Introduction	Norwegian Klostersøm	Koselig Timer Norwegian in the Heritage Hall	Dinner	Norwegian Folk Dancing Level 1	Campfire & S'mores in the Meadow
	Heritage Hall West		Tea Towel Embroidery	Knitting		Bling & String (Viking Wire Knitting and Lucet)	Wine and Painting				
	Deck @ Heritage Hall			Chip Carving Level 1 & 2		Chip Carving Lab					
	Social Hall		Viking Apron Dress	Viking Pocket Purse			Norwegian Cooking				
	Main House			A Nordic Viking "Skald" (Oral History Storyteller)		Woven Hearts	Needle Felting				
Sunday	Heritage Hall East	Coffee Breakfast	Rosemaling Level 1		Lunch	Hardanger Embroidery Introduction	Norwegian Klostersøm	Koselig Timer Norwegian in the Heritage Hall	Dinner	Norwegian Folk Dancing Level 1	Viking Astronomy, Navigation, & Stargazing in the Meadow
	Heritage Hall West		Tea Towel Embroidery	Knitting		Bling & String (Viking Wire Knitting and Lucet)					
	Deck @ Heritage Hall			Chip Carving Level 1 & 2		Chip Carving Lab		Woven Hearts in the Heritage Hall			
	Social Hall		Viking Apron Dress	Viking Pocket Purse			Norwegian Cooking				
	Main House			A Nordic Viking "Skald" (Oral History Storyteller)			Needle Felting				
Monday	Heritage Hall East	Coffee Breakfast	Hike: Donner Pass Summit Tunnels We'll take our lunch with us.		Lunch	Norwegian Klostersøm	Koselig Timer Norwegian in the Heritage Hall	Dinner	Norwegian Folk Dancing Level 1	Movie Night in the Heritage Hall	
	Heritage Hall West		Tea Towel Embroidery	Knitting		Bling & String (Viking Wire Knitting and Lucet)					Wine and Painting
	Deck @ Heritage Hall			Chip Carving Level 1 & 2		Chip Carving Lab					A Nordic Viking "Skald" (Presentations) in the Heritage Hall
	Social Hall		Viking Apron Dress	Viking Pocket Purse		Viking Apron Dress Lab					
	Main House			A Nordic Viking "Skald" (Oral History Storyteller)			Needle Felting				
Tuesday	Heritage Hall East	Coffee Breakfast			Lunch		Norwegian Klostersøm	A Nordic Viking "Skald" (Presentations) in the Heritage Hall	Dinner	Norwegian Folk Dancing Level 1	
	Heritage Hall West		Tea Towel Embroidery	Knitting		Bling & String (Viking Wire Knitting and Lucet)					
	Deck @ Heritage Hall			Chip Carving Level 1 & 2		Chip Carving Lab		Axe Throwing			
	Social Hall		Viking Apron Dress	Viking Pocket Purse		Viking Apron Dress Lab					
	Main House			A Nordic Viking "Skald" (Oral History Storyteller)			Needle Felting				

All meals are served in the Heritage Hall.

Released: 7/2/23

Page 13

LODGING AT CAMP NORGE

Accommodation Listing

Main house

Room 1 1 Queen
 Room 2 2 Queens
 Room 3 2 Full

Barn 6 Twins

Dorm 1 Upstairs

Room 1 1 Full/2 bunk beds
 Room 2 3 Twins
 Room 3 2 Twins/2 bunk beds
 Room 4 3 Twins

Stabbur 1 Queen

Dorm 1 Downstairs

Room 5 1 Queen/1 Twin
 Room 6 1 Queen/1 Twin

Dorm 2

Room 1 2 Twins
 Room 2 2 Twins
 Room 3 2 Twins
 Room 4 2 Twins

Cozy Cabins (*Pets welcome)

Cabin 1 2 Twins
 Cabin 2 2 Twins

Prices are for each person, tent or RV per night.

Member \$25.00

Guest \$35.00

Camping

Tents (*Pets welcome)

\$20 for Sons of Norway Members
 \$25 for Guests

RV Sites (*Pets welcome)

\$30 for Sons of Norway Members
 \$40 for Guests



*** Pets are \$2 per night. Owners are expected to clean up after their pets at all times and locations.**

**Updated 8/5/23
 Page 14**